

NOTE

1. Dimensions should not to be measured from this drawing with a scale ruler.

2. The contractor is obliged, prior to the commencement of any work, to check the specific drawing along with all the other drawings of the tender package as well as the existing dimensions of the construction site. Any discrepancies are to be reported immediately to the architect.

3. The contractor is obliged to print and have on the construction site, at least a colour printed set of the drawings of the tender package.

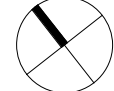
KEYPLAN

LEGEND

Proposed Level
120
Existing Level
+120
120

Section
can be seen on
Sheet A-04 as
Drawing No 1

Elevation
can be seen on
Sheet A-03 as
Drawing No 2



REVISION CATALOGUE

No.	Date	Description
-----	------	-------------

UMASSOL
67, Christaki Kroniou, Yermasoyia, CY 4042
t: +357 99082834 | +357 99258876
e: info@arch-2.com

PROJECT

Moni

Project Name

CLIENT

Duett

PROJECT PHASE	PROJECT NO	DATE
SC	22.101.JGO	30/05/23

SHEET TITLE

Site Photos

SHEET NUMBER

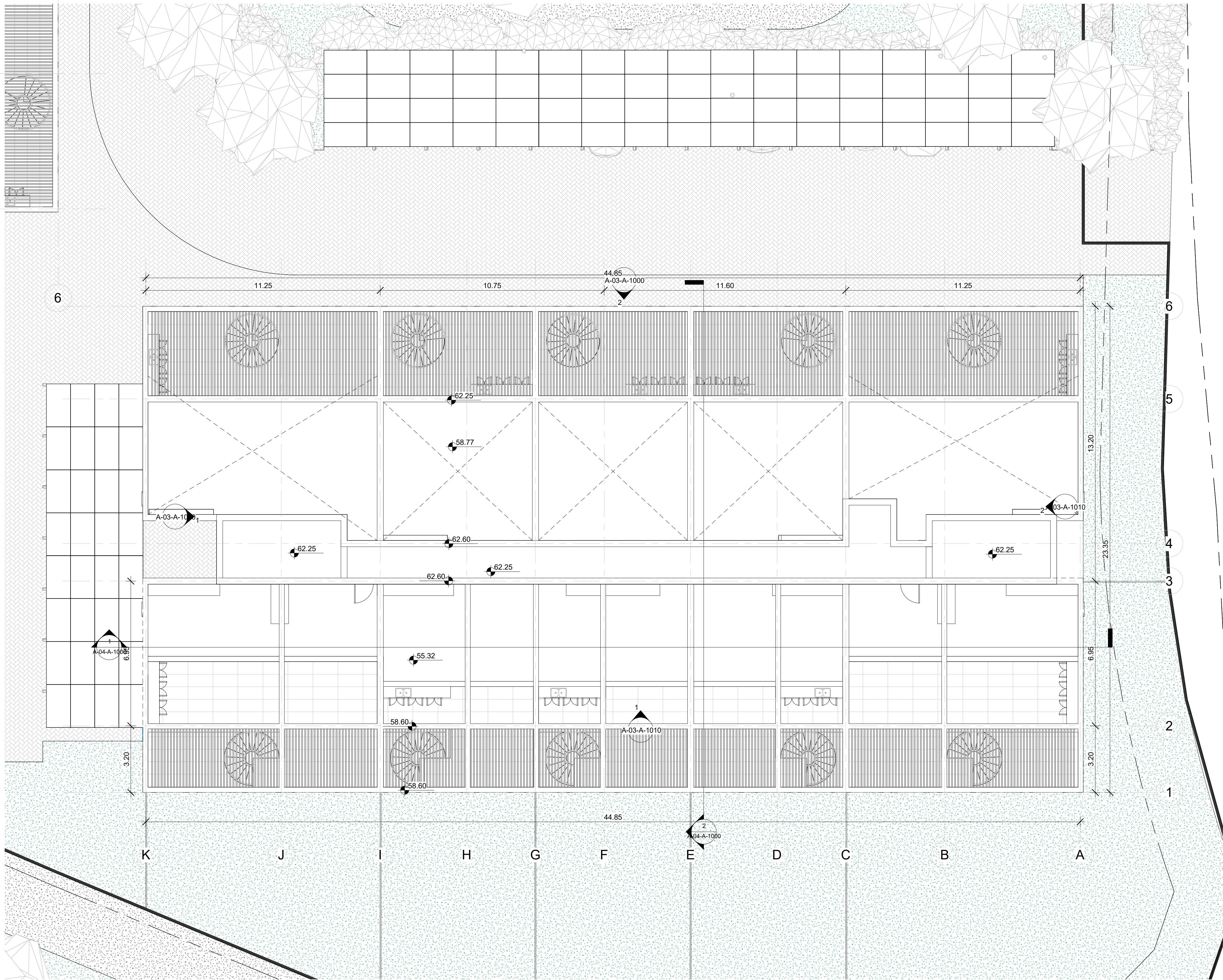
A-00-1000

SCALE AT ISO A1

\\FS1\Users\A001\PROJECTS\2022\05\23\Moni\SC\000001\A-00-1000_A1.dwg
Printed on: 03/06/23
Printed by: Theodoros

1 0 Site Plan Block A

Scale: 1 : 100



NOTE

1. Dimensions should not to be measured from this drawing with a scale ruler.
2. The contractor is obliged, prior to the commencement of any work, to check the specific drawing along with all the other drawings of the tender package as well as the existing dimensions of the construction site. Any discrepancies are to be reported immediately to the architect.
3. The contractor is obliged to print and have on the construction site, at least a colour printed set of the drawings of the tender package.

KEYPLAN

LEGEND

- Proposed Level
120
Existing Level
+120
+120
- Section can be seen on Sheet A-04 as Drawing No 1
Elevation can be seen on Sheet A-03 as Drawing No 2

REVISION CATALOGUE

No.	Date	Description
-----	------	-------------

UMASSOL
67, Christaki Kronou, Yermasoyia, CY 4042
t: +357 9902834 | +357 99258876
e: info@arch-2.com

PROJECT

Project Name

CLIENT

Duett

PROJECT PHASE	PROJECT NO	DATE
SC	22.101.JGO	30/05/23

SHEET TITLE

Site Plan

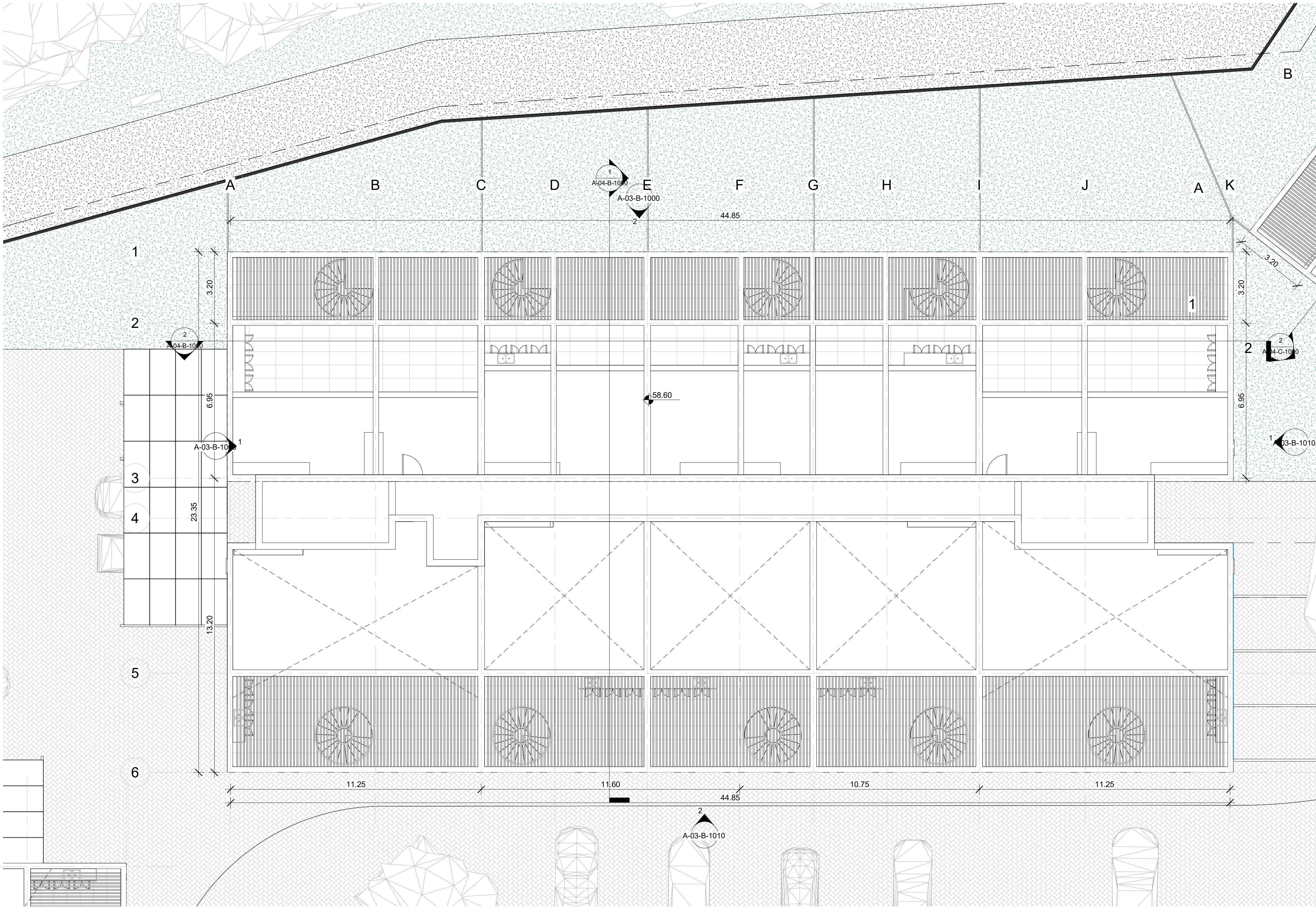
SHEET NUMBER

A-01-A-1000

SCALE AT ISO A1 1 : 100

10 Site Plan Block B

Scale: 1 : 100



NOTE

1. Dimensions should not to be measured from this drawing with a scale ruler.

2. The contractor is obliged, prior to the commencement of any work, to check the specific drawing along with all the other drawings of the tender package as well as the existing dimensions of the construction site. Any discrepancies are to be reported immediately to the architect.

3. The contractor is obliged to print and have on the construction site, at least a colour printed set of the drawings of the tender package.

KEYPLAN

LEGEND

Proposed Level
120
Existing Level
+120
120

Section
can be seen on
Sheet A-04 as
Drawing No 1

Elevation
can be seen on
Sheet A-03 as
Drawing No 2

1
A-04

2
A-03

REVISION CATALOGUE

No.	Date	Description
-----	------	-------------

UMASSOL
67, Christaki Kronou, Yermasoyia, CY 4042
ARCHBOLIVARD
t: +357 9902834 | +357 99258876
e: info@arch-2.com

PROJECT
Moni
Project Name

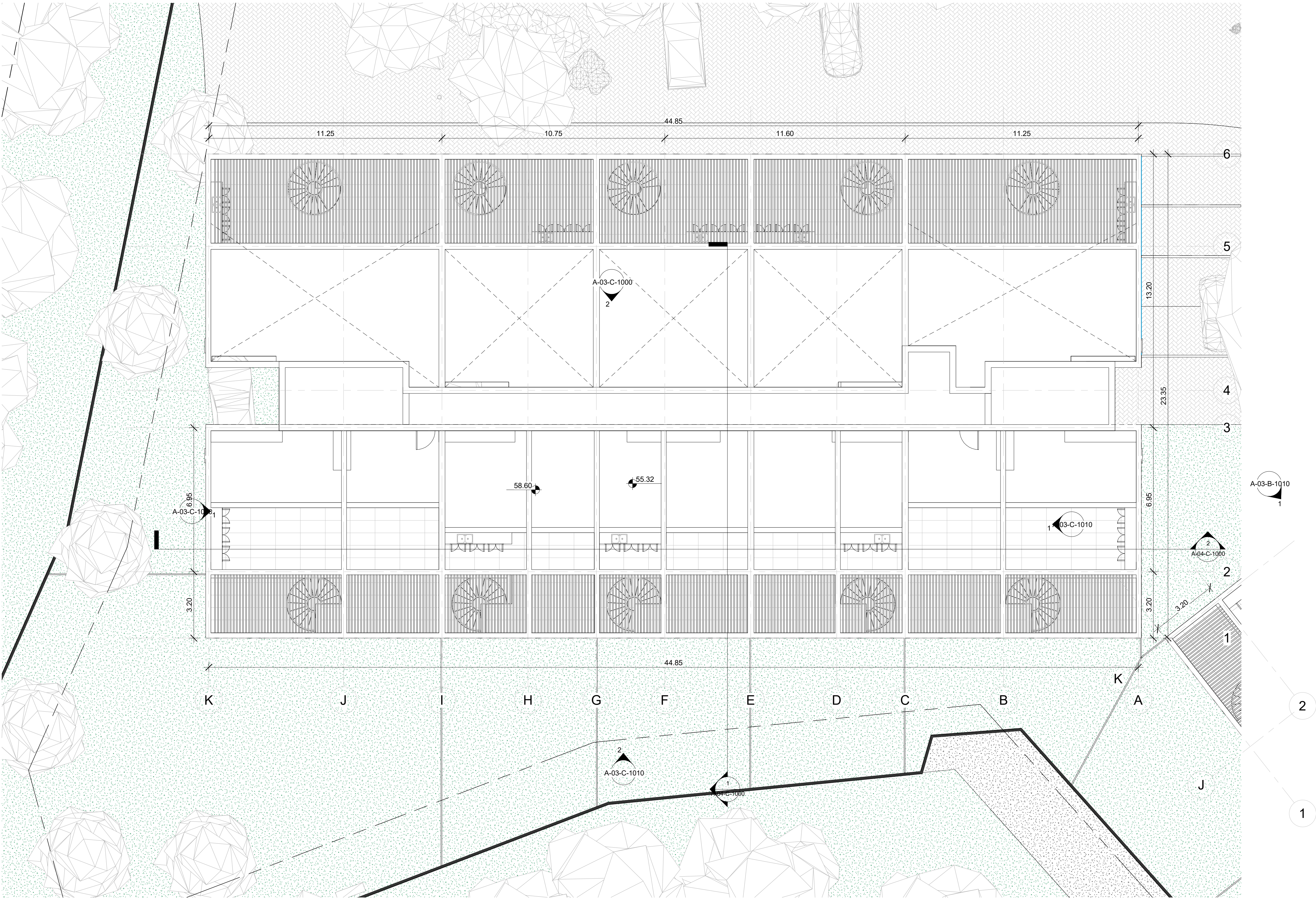
CLIENT
Duett

PROJECT PHASE	PROJECT NO	DATE
SC	22.101.JGO	30/05/23

SHEET TITLE
Site Plan

SHEET NUMBER
A-01-B-1000

SCALE AT ISO A1 1 : 100



1 0 Site Plan Block C
Scale: 1 : 100

NOTE
1. Dimensions should not to be measured from this drawing with a scale ruler.
2. The contractor is obliged, prior to the commencement of any work, to check the specific drawing along with all the other drawings of the tender package as well as the existing dimensions of the construction site. Any discrepancies are to be reported immediately to the architect.
3. The contractor is obliged to print and have on the construction site, at least a colour printed set of the drawings of the tender package.

KEYPLAN

LEGEND

Proposed Level
120
Existing Level
+120
120
Section can be seen on Sheet A-04 as Drawing No 1
Elevation can be seen on Sheet A-03 as Drawing No 2

REVISION CATALOGUE

No.	Date	Description
-----	------	-------------

UMASSOL
67, Christaki Kronou, Yermasoyia, CY 4042
t: +357 9902834 | +357 99258876
e: info@arch-2.com
ARCH-2 HOLDING

PROJECT

Moni

Project Name

CLIENT

Duett

PROJECT PHASE	PROJECT NO	DATE
SC	22.101.JGO	30/05/23

SHEET TITLE

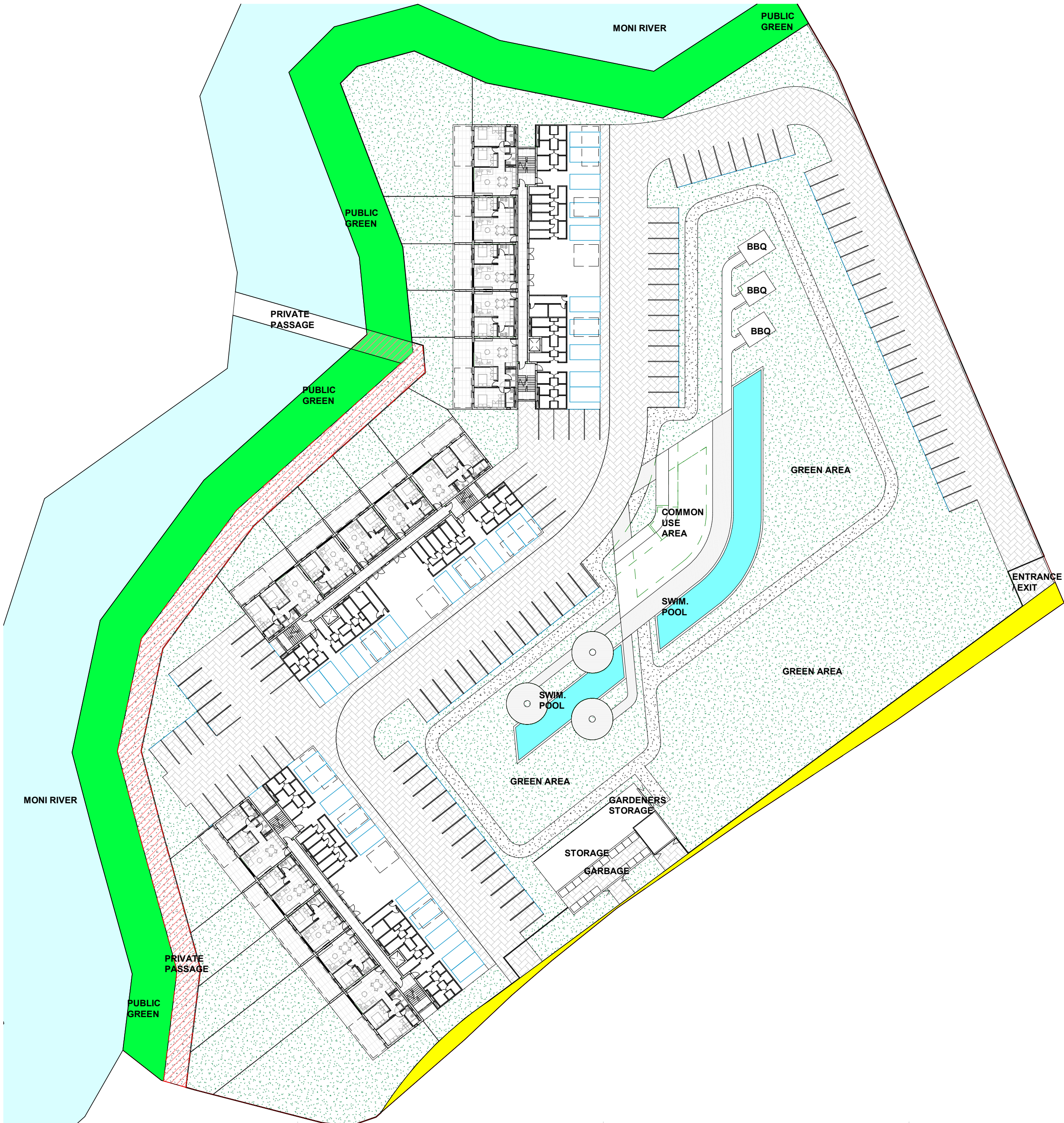
Site Plan

SHEET NUMBER

A-01-C-1000

SCALE AT ISO A1 1 : 100

1 Ground Floor
Scale: 1 : 500



NOTE

1. Dimensions should not to be measured from this drawing with a scale ruler.

2. The contractor is obliged, prior to the commencement of any work, to check the specific drawing along with all the other drawings of the tender package as well as the existing dimensions of the construction site. Any discrepancies are to be reported immediately to the architect.

3. The contractor is obliged to print and have on the construction site, at least a colour printed set of the drawings of the tender package.

KEYPLAN

LEGEND

Proposed Level
120

Existing Level
+120

Section
1
A-04
can be seen on
Sheet A-04 as
Drawing No 1

Elevation
2
A-03
can be seen on
Sheet A-03 as
Drawing No 2

REVISION CATALOGUE

No.	Date	Description
-----	------	-------------

ARCH
ARCHSQUARED

LIMASSOL
67, Christaki Kranou, Yermasoyia, CY 4042
t: +357 99082834 | +357 99258876
e: info@arch-2.com

PROJECT
Olea Residences
Project Name

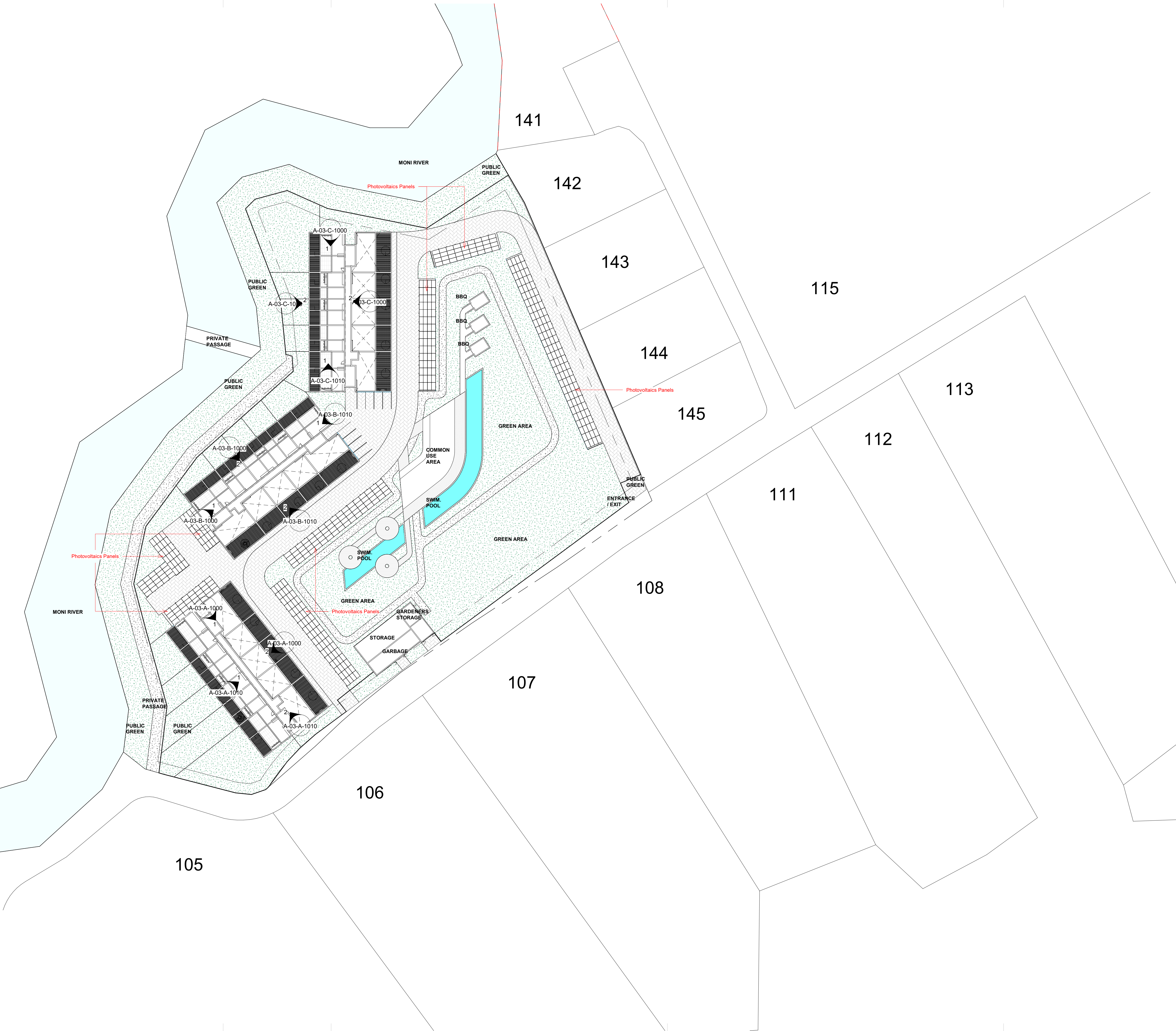
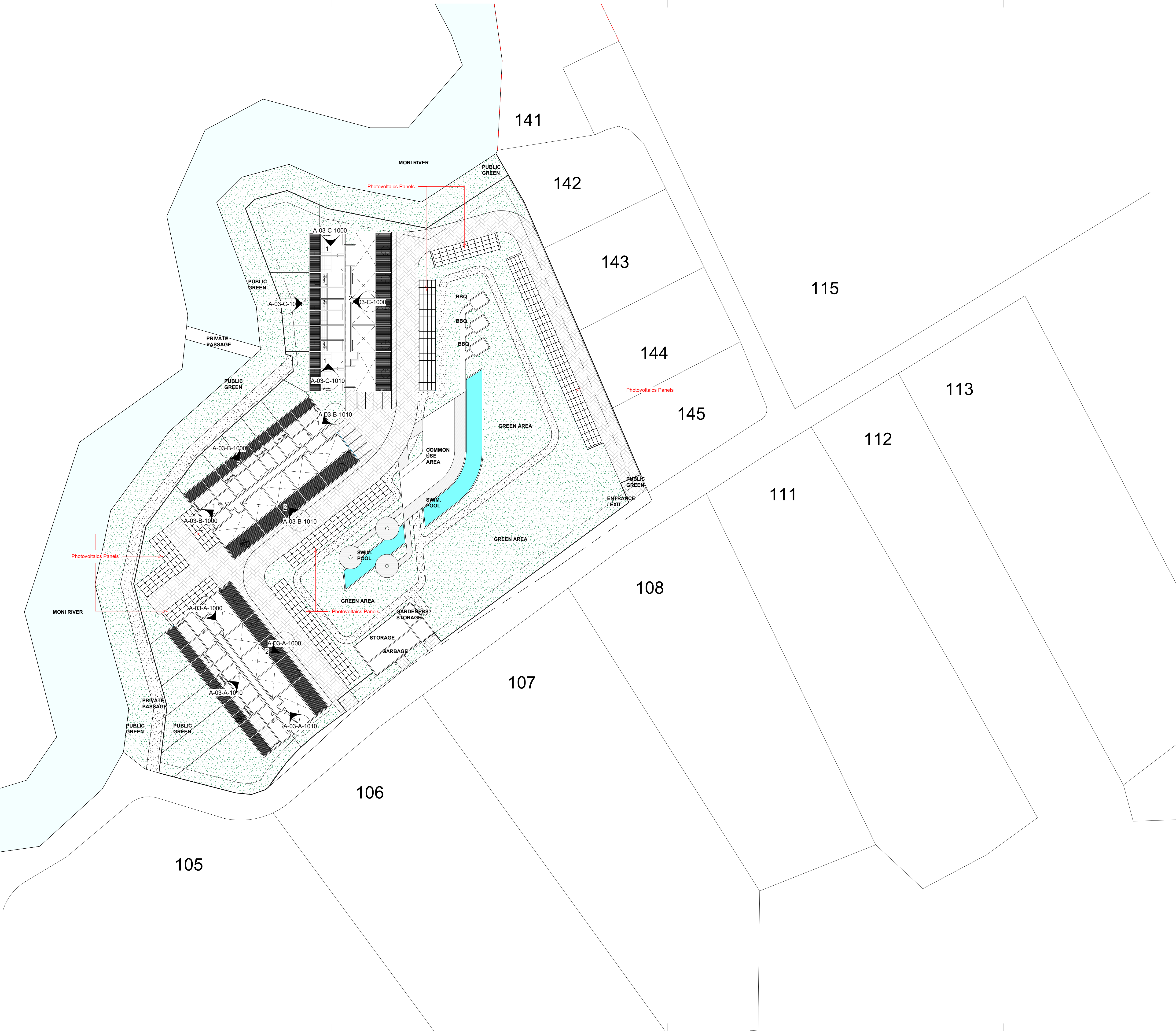
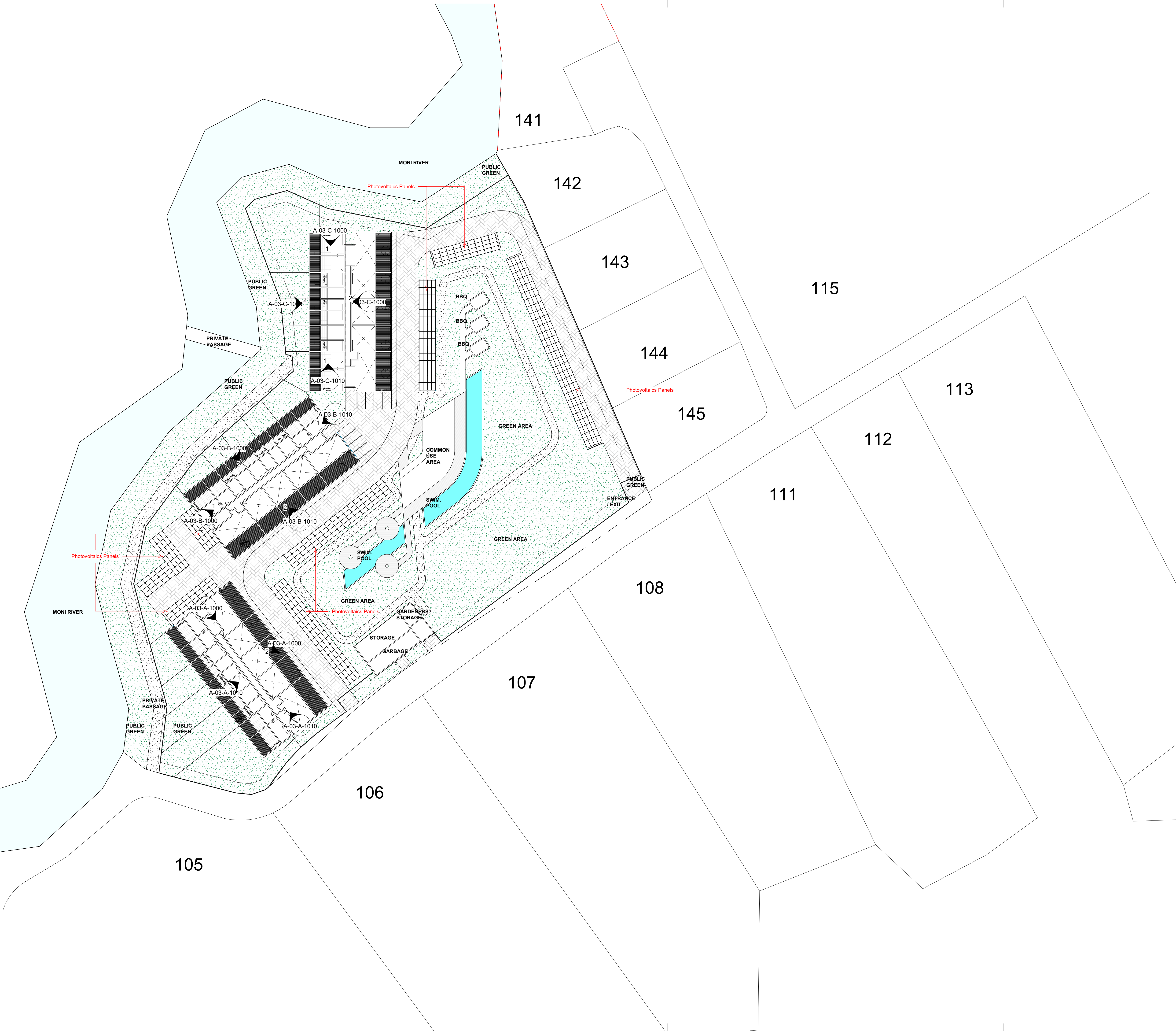
CLIENT
Duett Estates LTD

PROJECT PHASE SC	PROJECT NO 22.102.1GO	DATE 30/05/23
---------------------	--------------------------	------------------

SHEET TITLE
Site Plan Ground Floor

SHEET NUMBER
A-01-MP-1000

SCALE AT ISO A2 1 : 500



NOTE

1. Dimensions should not to be measured from this drawing with a scale ruler.

2. The contractor is obliged, prior to the commencement of any work, to check the specific drawing along with all the other drawings of the tender package as well as the existing dimensions of the construction site. Any discrepancies are to be reported immediately to the architect.

3. The contractor is obliged to print and have on the construction site, at least a colour printed set of the drawings of the tender package.

KEYPLAN

LEGEND

Proposed Level

120

Existing Level

+120

1

A-04

2

A-03

Section can be seen on Sheet A-04 as Drawing No 1

Elevation can be seen on Sheet A-03 as Drawing No 2

REVISION CATALOGUE

No.	Date	Description
-----	------	-------------

UMASSOL
67, Christaki Kroniou, Yermasoyia, CY 4042
t: +357 99082834 | +357 99238876
e: info@arch-2.com

PROJECT

Moni

Project Name

CLIENT

Duett

PROJECT PHASE	PROJECT NO	DATE
SC	22.101.JGO	30/05/23

SHEET TITLE

Site Plan Roof Plan

SHEET NUMBER

A-01-MP-1100

SCALE AT ISO A1

1 : 500

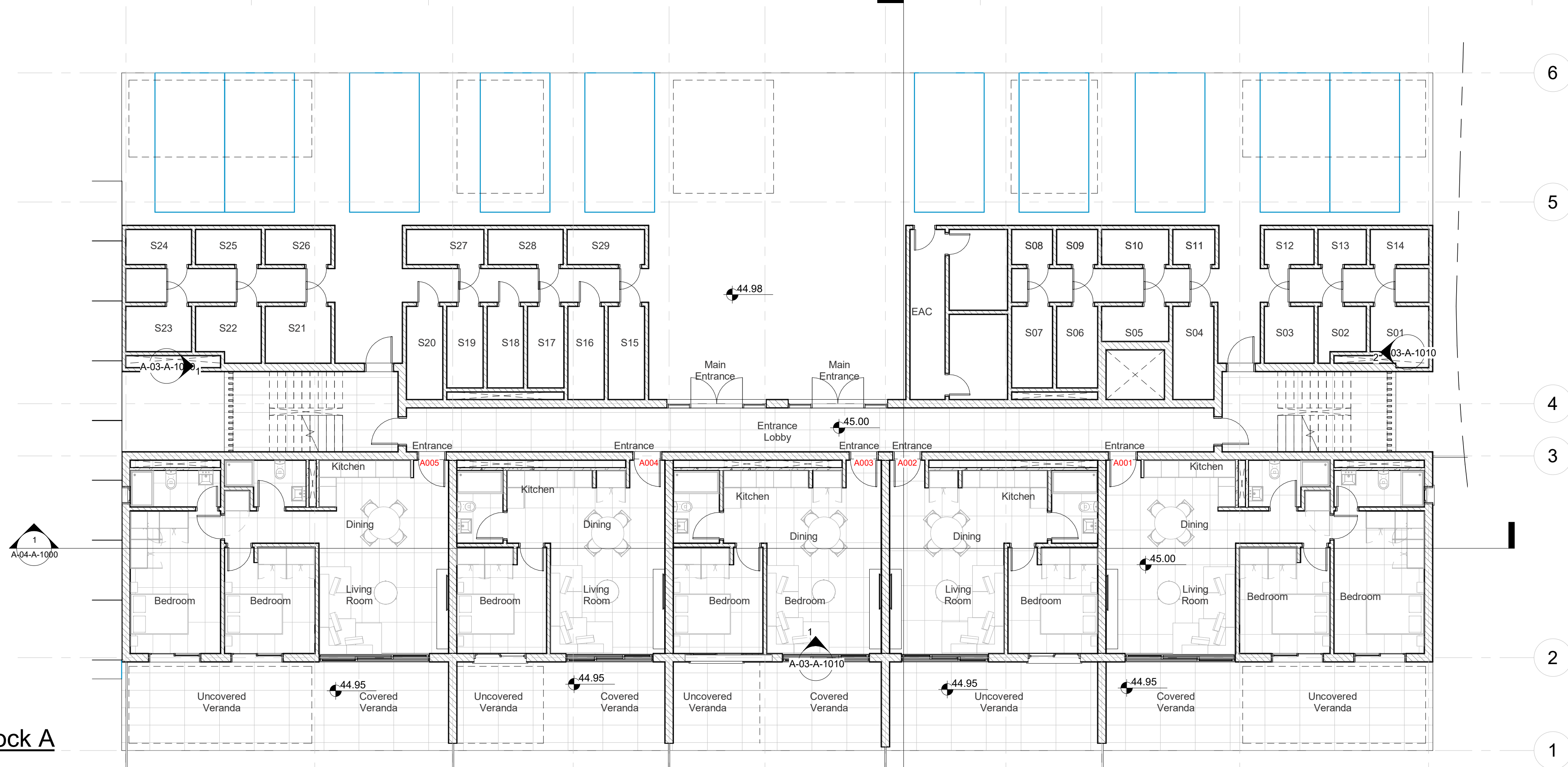
\\01.f\proj\2023\01_MP\A-01-MP-1100_Site Plan Roof Plan.dwg
Printed on: 03/06/23
Printed by: Theodoros

NOTE

1. Dimensions should not to be measured from this drawing with a scale ruler.
2. The contractor is obliged, prior to the commencement of any work, to check the specified drawing along with all the other drawings of the tender package as well as the existing dimensions of the construction site. Any discrepancies are to be reported immediately to the architect.
3. The contractor is obliged to print and have on the construction site, at least a colour printed set of the drawings of the tender package.

1 0 Ground Floor Block A

Scale: 1 : 100



2 1st Floor Block A

Scale: 1 : 100



KEYPLAN

LEGEND

Proposed Level
120

Existing Level
- +120 -
120

REVISION CATALOGUE

No.	Date	Description
-----	------	-------------



PROJECT

Moni
Project Name

CLIENT

Duett

PROJECT PHASE	PROJECT NO	DATE
SC	22.101.IGO	30/05/23

SHEET TITLE

Ground + First Floor

SHEET NUMBER

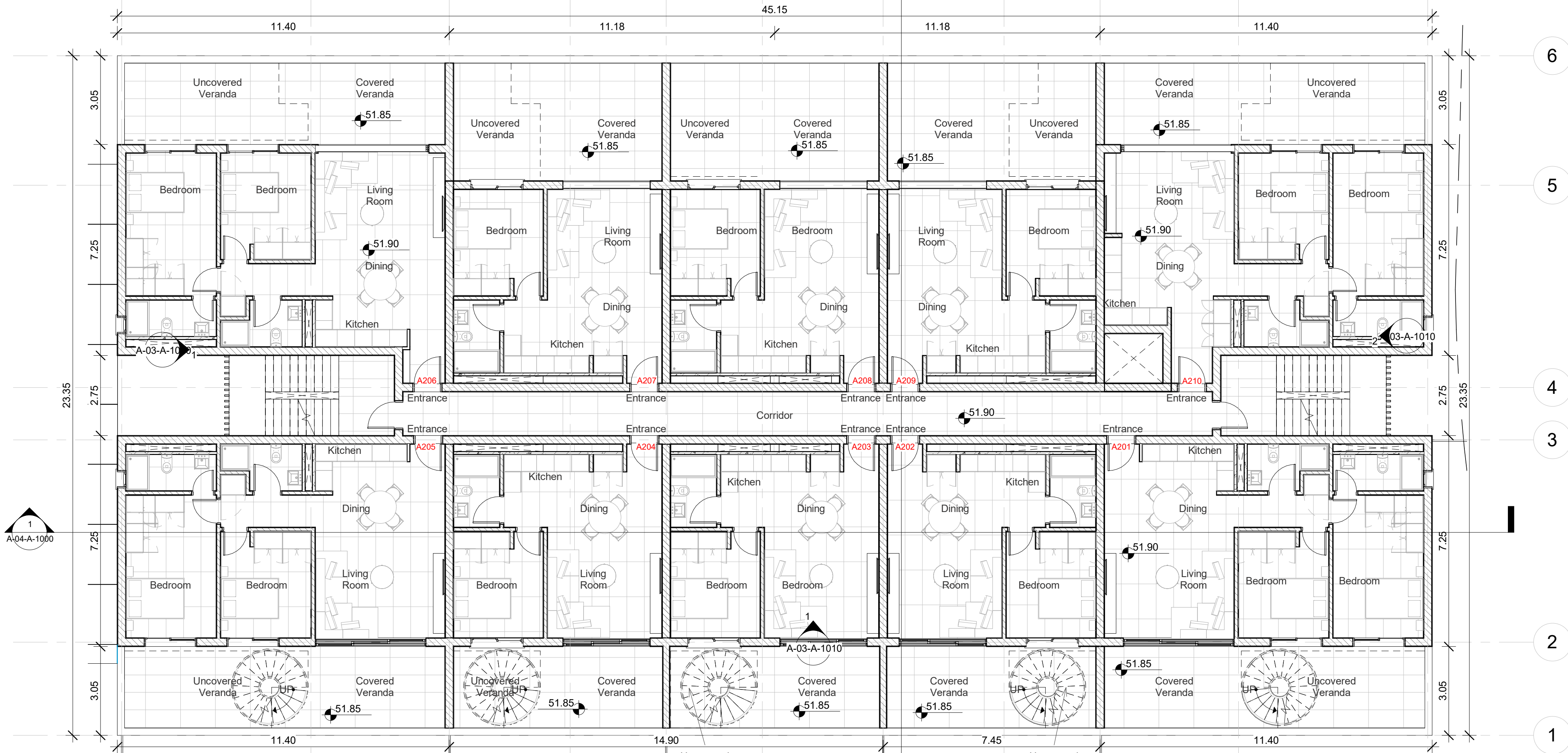
A-02-A-1000

SCALE AT ISO A1 1 : 100

\\172.16.20.252\c01_PROJECTS\22.102.IGO_Moni 2\02c_SCHEMATIC\22.101.03SC_MP_Crv1

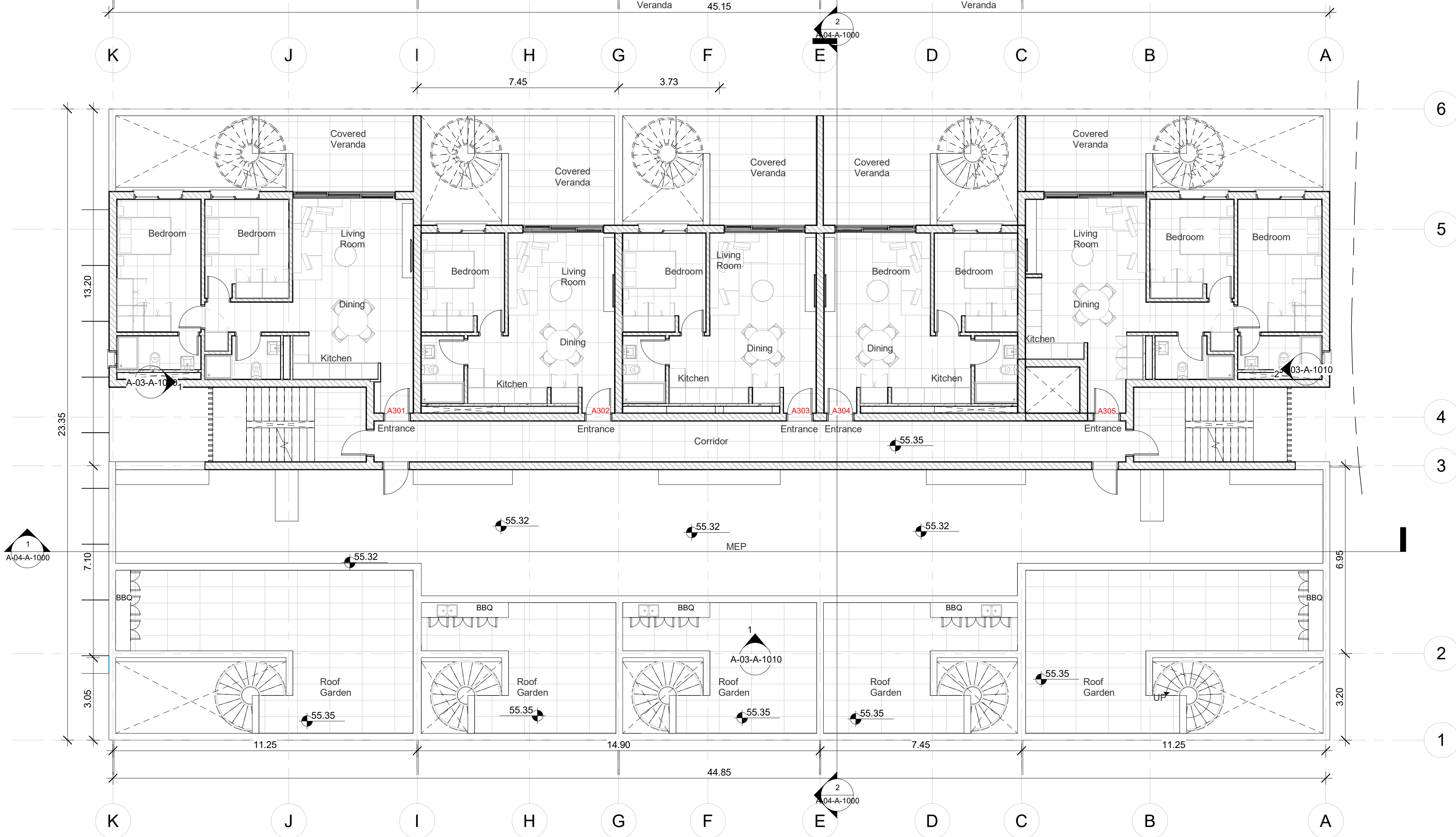
1 2nd Floor Block A

Scale: 1 : 100



2 3rd Floor Block A

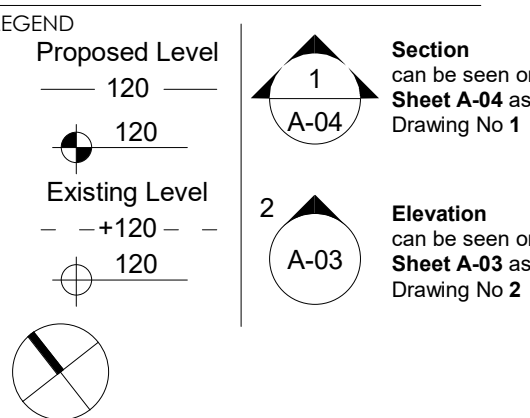
Scale: 1 : 100



NOTE

1. Dimensions should not be measured from this drawing with a scale ruler.
2. The contractor is obliged, prior to the commencement of any work, to check the specific drawing along with all the other drawings of the tender package as well as the existing dimensions of the construction site. Any discrepancies are to be reported immediately to the architect.
3. The contractor is obliged to print and have on the construction site, at least a colour printed set of the drawings of the tender package.

KEYPLAN



REVISION CATALOGUE

No.	Date	Description
-----	------	-------------

UMASSOL
67, Christaki Krasou, Yermasoyia, CY 4042
t: +357 99082834 | +357 99228876
e: info@arch-2.com

PROJECT
Moni
Project Name

CLIENT
Duett

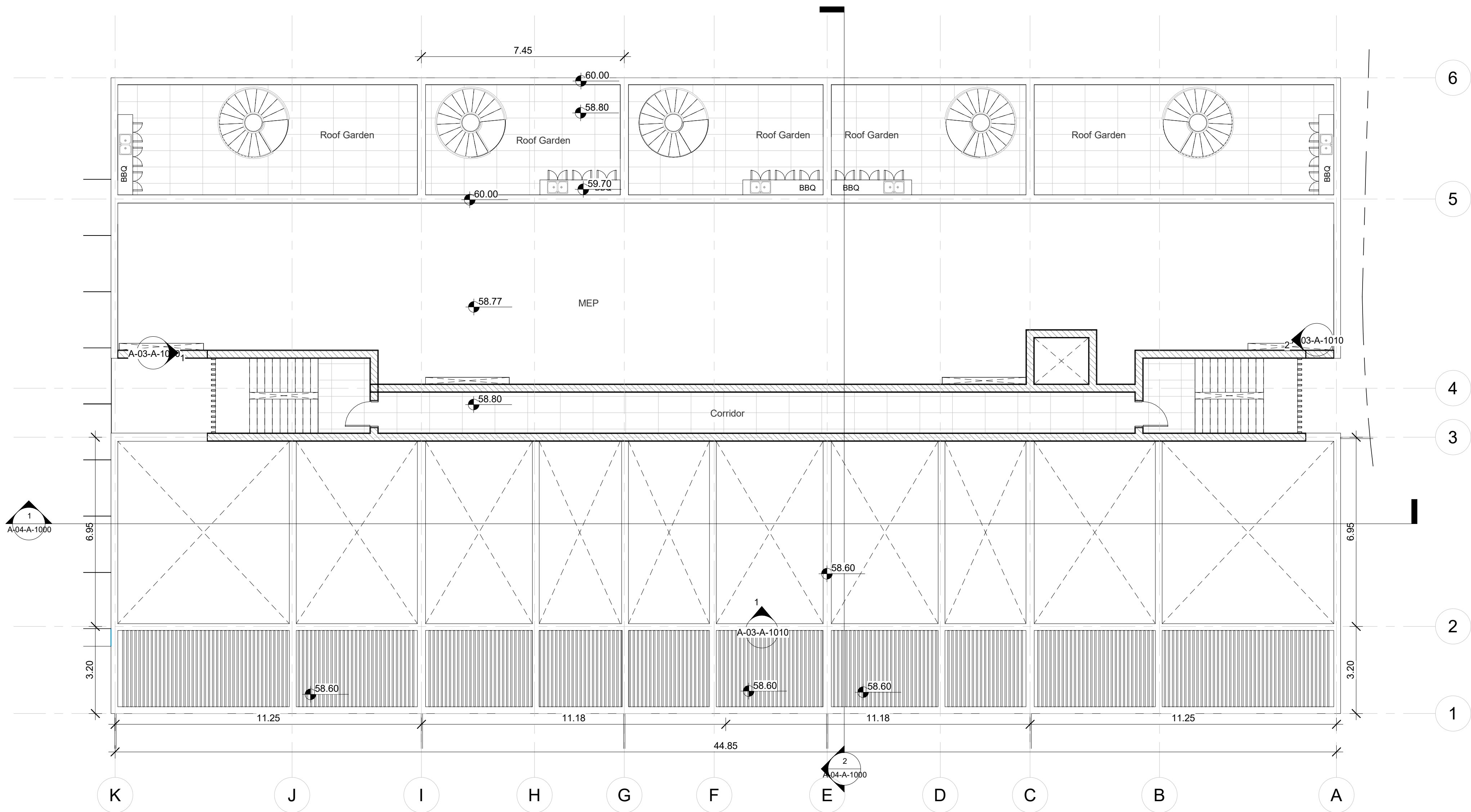
PROJECT PHASE	PROJECT NO	DATE
SC	22.101.JGO	30/05/23

SHEET TITLE
Second + Third Floor

SHEET NUMBER
A-02-A-1100

SCALE AT ISO A1 1 : 100

1 4th Floor-Roof Garden Block A
Scale: 1 : 100

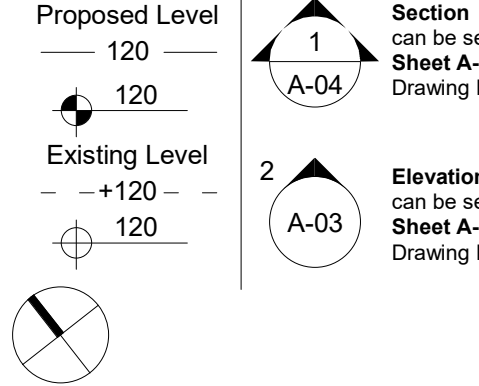


NOTE

1. Dimensions should not to be measured from this drawing with a scale ruler.
2. The contractor is obliged, prior to the commencement of any work, to check the specific drawing along with all the other drawings of the tender package as well as the existing dimensions of the construction site. Any discrepancies are to be reported immediately to the architect.
3. The contractor is obliged to print and have on the construction site, at least a colour printed set of the drawings of the tender package.

KEYPLAN

LEGEND



REVISION CATALOGUE

No.	Date	Description
-----	------	-------------

UMASSOL
67, Christaki Kronou, Yermasoyia, CY 4042
t: +357 99082834 | +357 99258876
e: info@arch-2.com

PROJECT

Moni

Project Name

CLIENT

Duett

PROJECT PHASE	PROJECT NO	DATE
SC	22.101.JGO	30/05/23

SHEET TITLE

Fourth Floor

SHEET NUMBER

A-02-A-1200

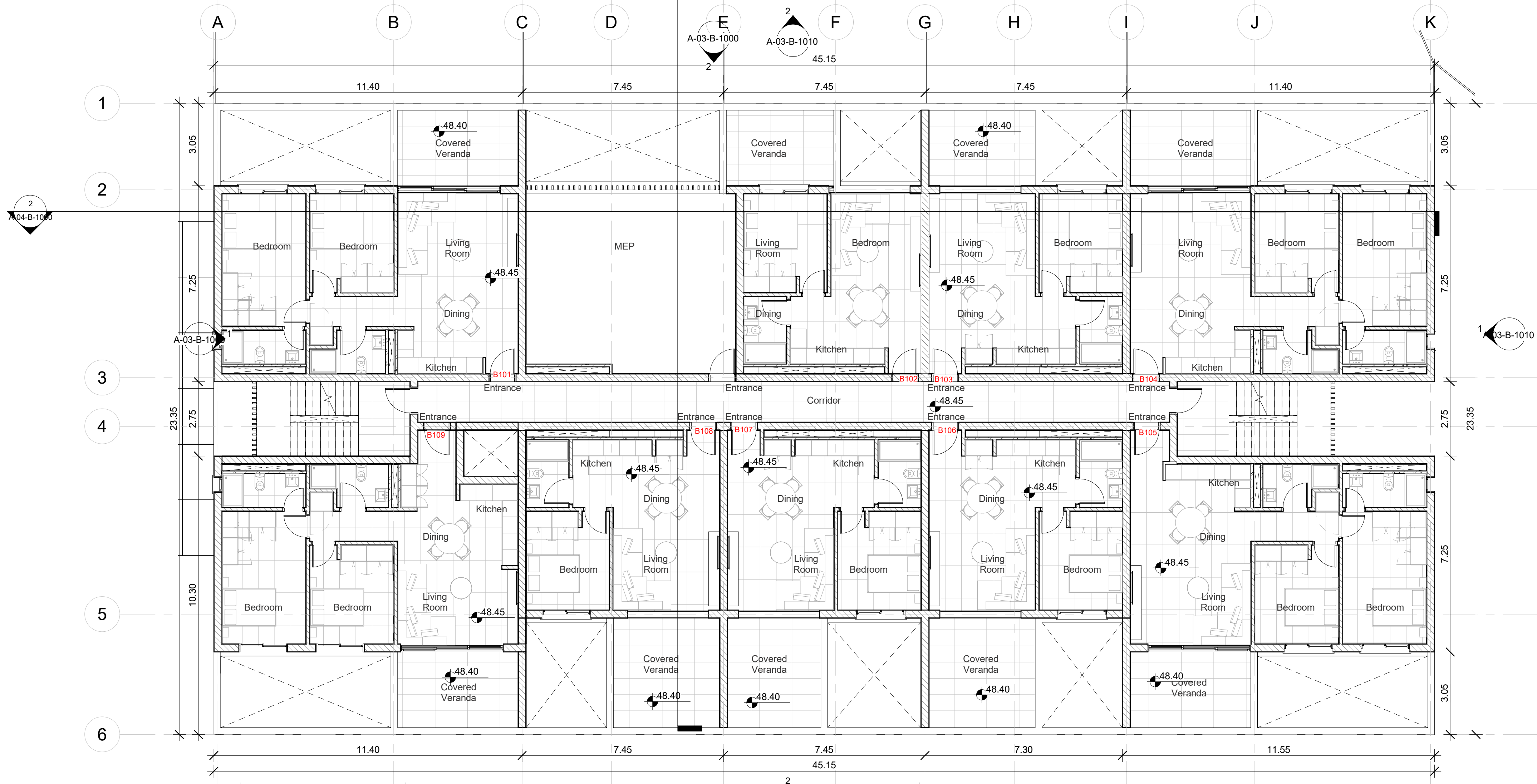
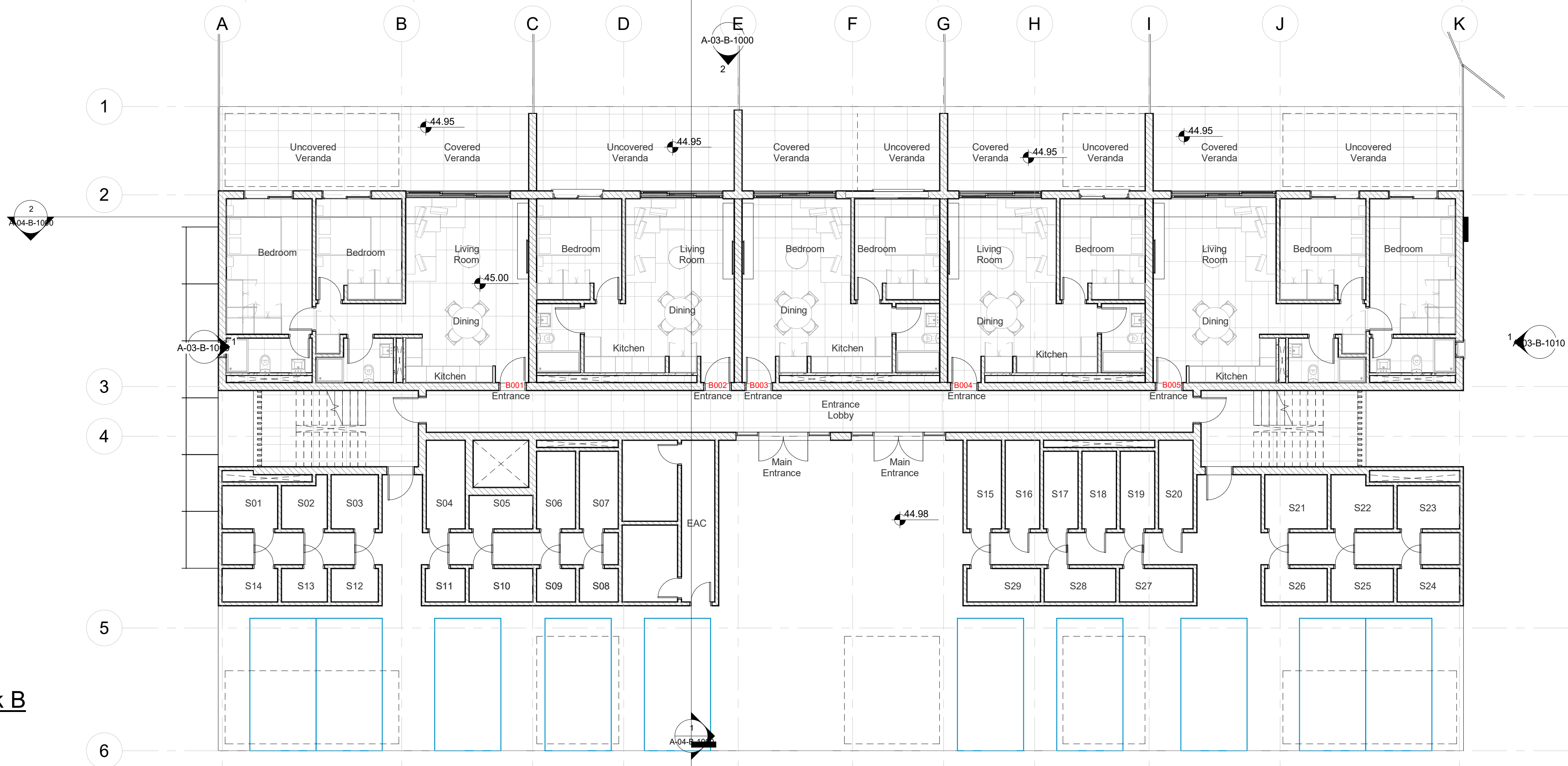
SCALE AT ISO A1 1 : 100

1 0 Ground Floor Block B

Scale: 1 : 100

2 1st Floor Block B

Scale: 1 : 100



NOTE
1. Dimensions should not to be measured from this drawing with a scale ruler.
2. The contractor is obliged, prior to the commencement of any work, to check the specific drawing along with all the other drawings of the tender package as well as the existing dimensions of the construction site. Any discrepancies are to be reported immediately to the architect.
3. The contractor is obliged to print and have on the construction site, at least a colour printed set of the drawings of the tender package.

KEYPLAN

LEGEND
Proposed Level
120
Existing Level
120
Section can be seen on Sheet A-04 as Drawing No 1
Elevation can be seen on Sheet A-03 as Drawing No 2

REVISION CATALOGUE

No. Date Description

UMASSOL
67, Christaki Kronou, Yermasoyia, CY 4042
t: +357 99082834 | +357 99228876
e: info@arch-2.com

PROJECT
Moni
Project Name

CLIENT
Duett

PROJECT PHASE
SC
PROJECT NO
22.101.JGO
DATE
30/05/23

SHEET TITLE
Ground + First Floor

SHEET NUMBER
A-02-B-1000

SCALE AT ISO A1 1 : 100

1 2nd Floor Block B

Scale: 1 : 100

2 3rd Floor Block B

Scale: 1 : 100



NOTE
1. Dimensions should not to be measured from this drawing with a scale ruler.
2. The contractor is obliged, prior to the commencement of any work, to check the specific drawing along with all the other drawings of the tender package as well as the existing dimensions of the construction site. Any discrepancies are to be reported immediately to the architect.
3. The contractor is obliged to print and have on the construction site, at least a colour printed set of the drawings of the tender package.

KEYPLAN

LEGEND

Proposed Level
120
Existing Level
+120
-120

Section can be seen on Sheet A-04 as Drawing No 1
Elevation can be seen on Sheet A-03 as Drawing No 2

REVISION CATALOGUE		
No.	Date	Description

UMASSOL
67, Christaki Kronou, Yermasoyia, CY 4042
t: +357 99082834 | +357 99228876
e: info@arch-2.com

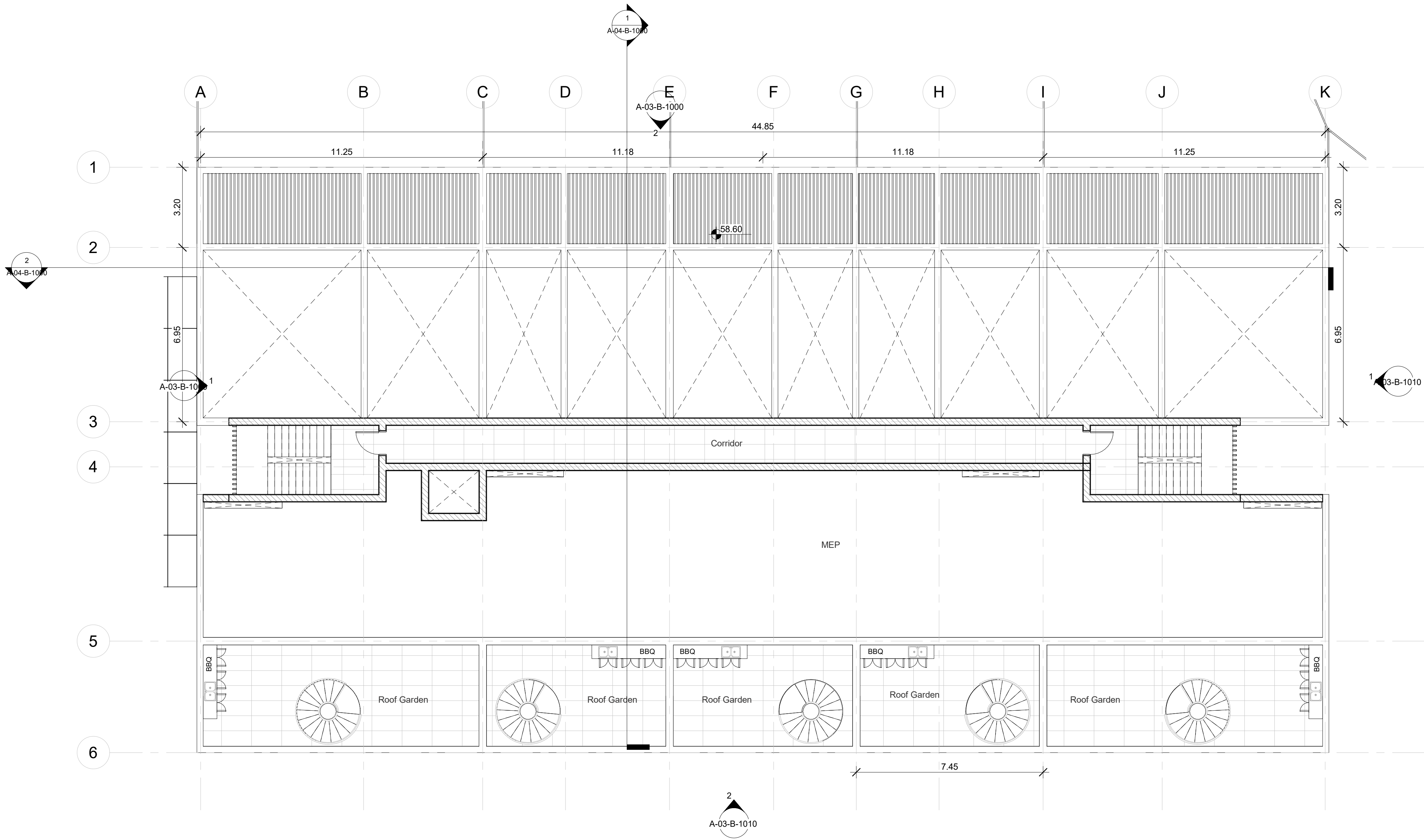
PROJECT
Moni
Project Name

CLIENT
Duett
PROJECT PHASE
SC
PROJECT NO
22.101.JGO
DATE
30/05/23

SHEET TITLE
Second + Third Floor

SHEET NUMBER
A-02-B-1100

SCALE AT ISO A1 1 : 100



NOTE

1. Dimensions should not to be measured from this drawing with a scale ruler.
2. The contractor is obliged, prior to the commencement of any work, to check the specific drawing along with all the other drawings of the tender package as well as the existing dimensions of the construction site. Any discrepancies are to be reported immediately to the architect.
3. The contractor is obliged to print and have on the construction site, at least a colour printed set of the drawings of the tender package.

KEYPLAN

LEGEND

Proposed Level
120
Existing Level
- +120 -
120

Section
can be seen on
Sheet A-04 as
Drawing No 1

Elevation
can be seen on
Sheet A-03 as
Drawing No 2

REVISION CATALOGUE

No.	Date	Description
-----	------	-------------

UMASSOL
67, Christaki Kronou, Yermasoyia, CY 4042
t: +357 99082834 | +357 99258876
e: info@arch-2.com

PROJECT

Moni

Project Name

CLIENT

Duett

PROJECT PHASE	PROJECT NO	DATE
SC	22.101.JGO	30/05/23

SHEET TITLE

Fourth Floor

SHEET NUMBER

A-02-B-1200

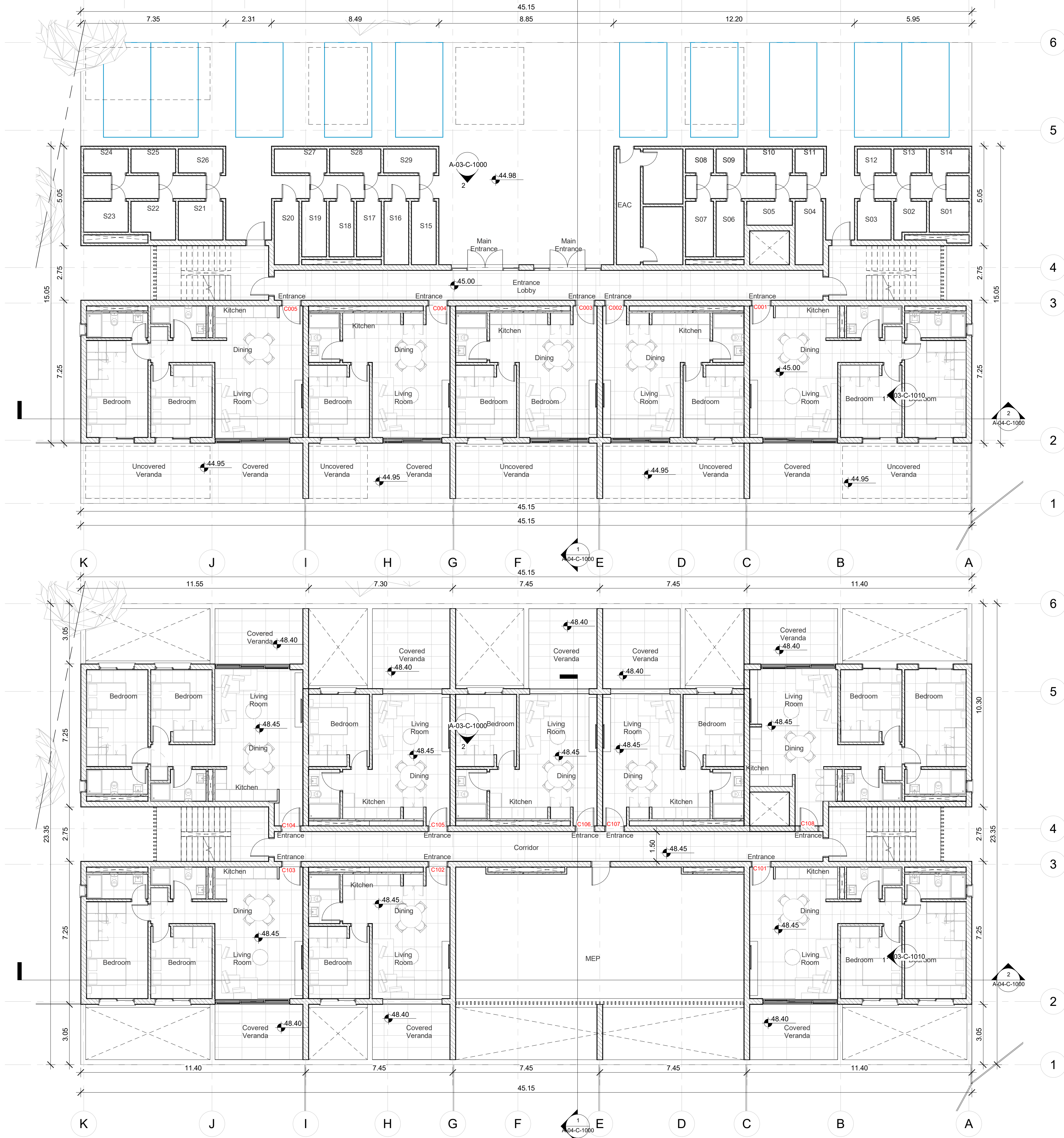
SCALE AT ISO A1 1 : 100

0 Ground Floor Block C

Scale: 1 : 100

1st Floor Block C

Scale: 1 : 100



NOTE

1. Dimensions should not to be measured from this drawing with a scale ruler.
2. The contractor is obliged, prior to the commencement of any work, to check the specific drawing along with all the other drawings of the tender package as well as the existing dimensions of the construction site. Any discrepancies are to be reported immediately to the architect.
3. The contractor is obliged to print and have on the construction site, at least a colour printed set of the drawings of the tender package.

KEYPLAN

LEGEND

Proposed Level
120
Existing Level
+120

Section can be seen on Sheet A-04 as Drawing No 1
Elevation can be seen on Sheet A-03 as Drawing No 2

REVISION CATALOGUE

No.	Date	Description
-----	------	-------------

UMASSOL
67, Christaki Kironou, Yermasoyia, CY 4042
t: +357 99082834 | +357 99228876
e: info@arch-2.com

PROJECT
Moni
Project Name

CLIENT
Duett

PROJECT PHASE	PROJECT NO	DATE
SC	22.101.JGO	30/05/23

SHEET TITLE
Ground + First Floor

SHEET NUMBER
A-02-C-1000

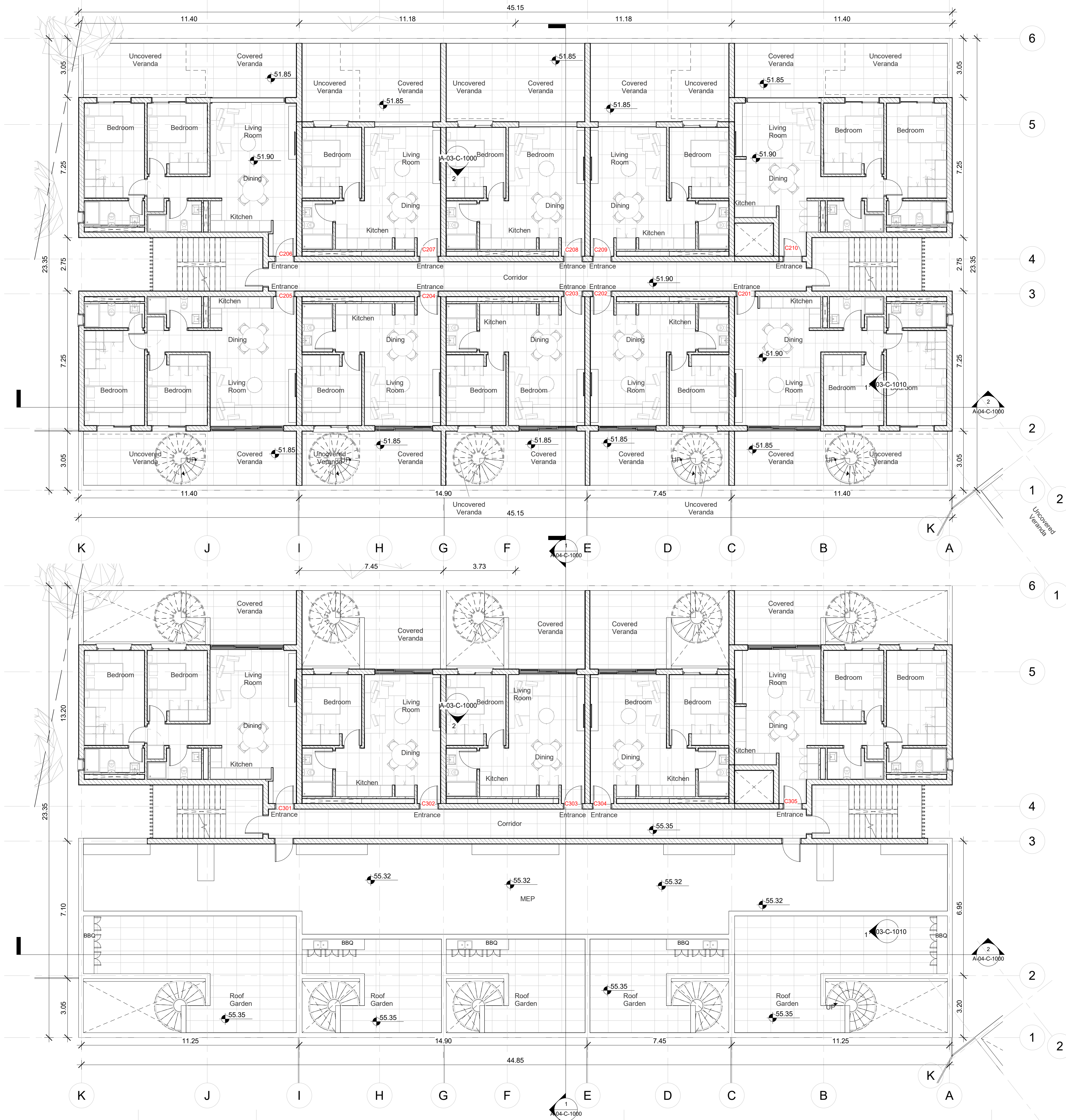
SCALE AT ISO A1 1 : 100

1 2nd Floor Block C

Scale: 1 : 100

2 3rd Floor Block C

Scale: 1 : 100



NOTE
1. Dimensions should not to be measured from this drawing with a scale ruler.
2. The contractor is obliged, prior to the commencement of any work, to check the specific drawing along with all the other drawings of the tender package as well as the existing dimensions of the construction site. Any discrepancies are to be reported immediately to the architect.
3. The contractor is obliged to print and have on the construction site, at least a colour printed set of the drawings of the tender package.

KEYPLAN

LEGEND

Proposed Level
120
Existing Level
+120
Elevation
can be seen on
Sheet A-04 as
Drawing No 1
Elevation
can be seen on
Sheet A-03 as
Drawing No 2

REVISION CATALOGUE

No.	Date	Description
-----	------	-------------

UMASSOL
67, Christaki Kronou, Yermasoyia, CY 4042
t: +357 99082834 | +357 99238876
e: info@arch-2.com

PROJECT
Moni
Project Name

CLIENT
Duett
PROJECT PHASE
SC
PROJECT NO
22.101.JGO
DATE
30/05/23

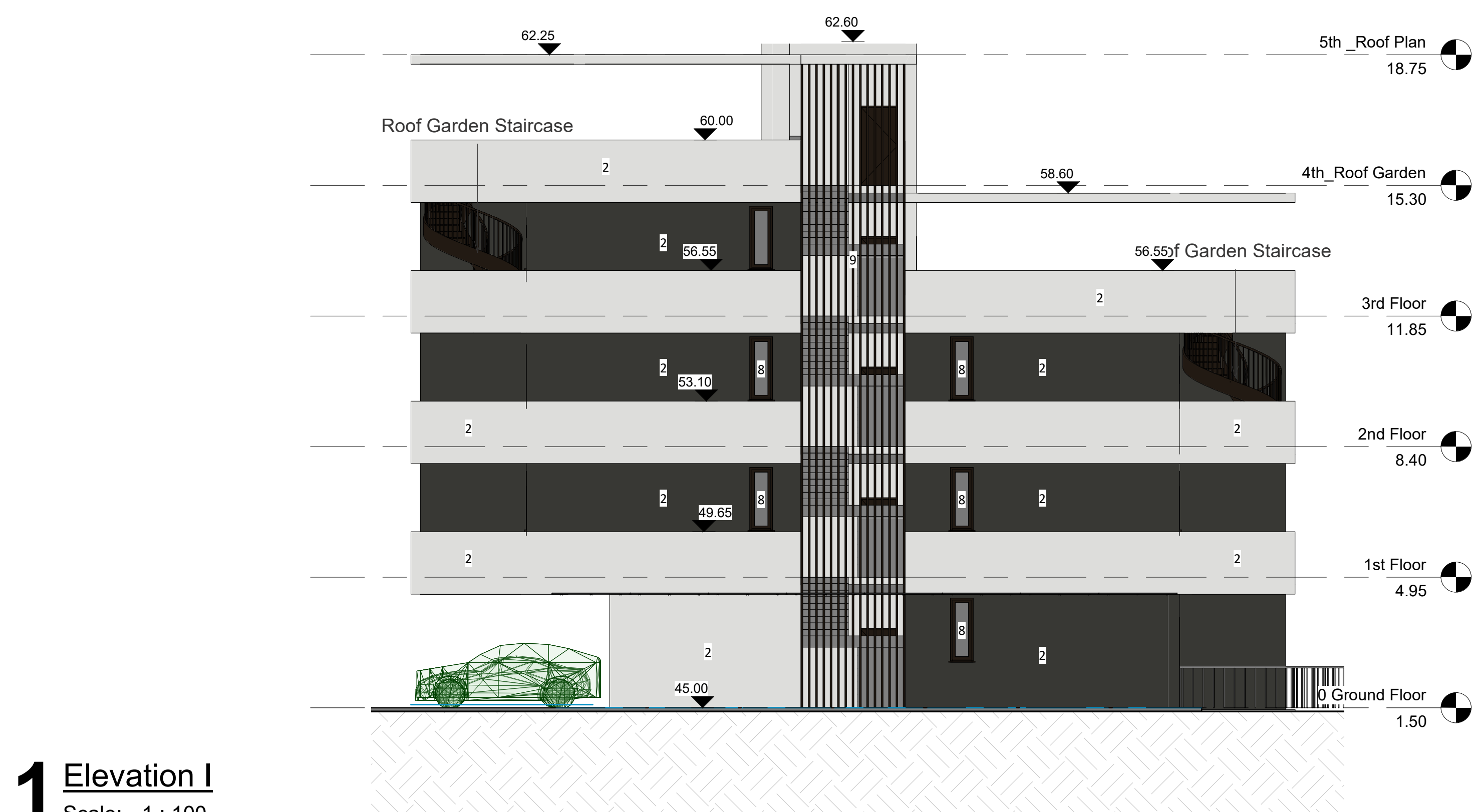
SHEET TITLE
Second + Third Floor

SHEET NUMBER
A-02-C-1100

SCALE AT ISO A1 1 : 100

NOTE

1. Dimensions should not to be measured from this drawing with a scale ruler.
2. The contractor is obliged, prior to the commencement of any work, to check the specified drawing along with all the other drawings of the tender package as well as the existing dimensions of the construction site. Any discrepancies are to be reported immediately to the architect.
3. The contractor is obliged to print and have on the construction site, at least a colour printed set of the drawings of the tender package.



1 Elevation I

Scale: 1 : 100



2 Elevation II

Scale: 1 : 100

KEYPLAN

LEGEND
Proposed Level
Existing Level
Existing Ground Line

REVISION CATALOGUE

No.	Date	Description
-----	------	-------------

ARCH
67, Christaki Kranou, Yermasoyia, CY 4042
t: +357 99082834 | +357 99258876
e: info@arch-2.com

PROJECT
Moni
Project Name

CLIENT

Duett

PROJECT PHASE	PROJECT NO	DATE
SC	22.101.IGO	30/05/23

SHEET TITLE

Elevation 1

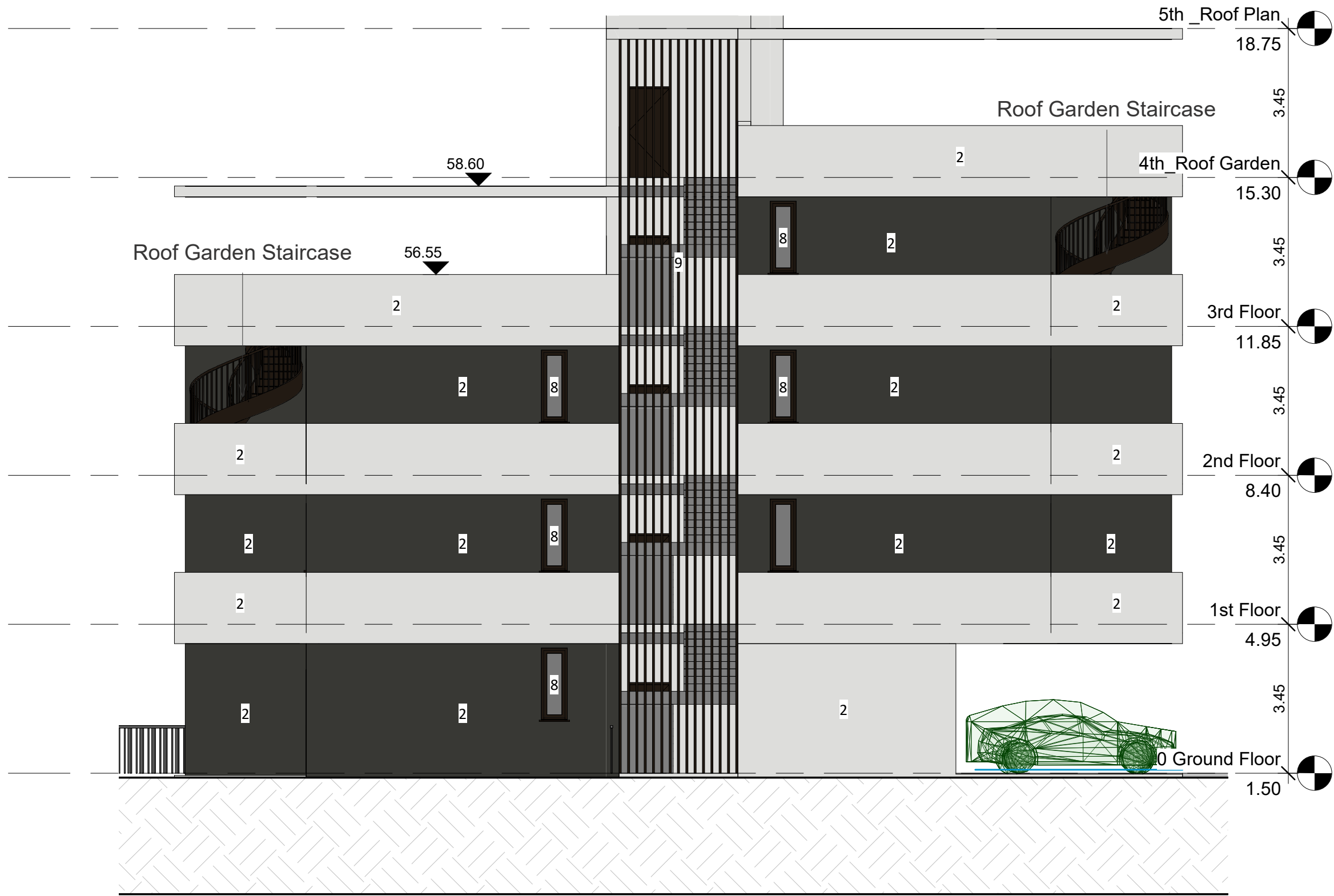
SHEET NUMBER

A-03-A-1000


SCALE AT ISO A1 1 : 100

\\172.16.20.252\c01_PROJECTS\22.102.IGO_Moni\2\02c_SCHEMATIC\22.101.03SC_MP_C.m4

2 Elevation III
Scale: 1 : 100



1 Elevation IV
Scale: 1 : 100



NOTE
1. Dimensions should not to be measured from this drawing with a scale ruler.
2. The contractor is obliged, prior to the commencement of any work, to check the specific drawing along with all the other drawings of the tender package as well as the existing dimensions of the construction site. Any discrepancies are to be reported immediately to the architect.
3. The contractor is obliged to print and have on the construction site, at least a colour printed set of the drawings of the tender package.

KEYPLAN

LEGEND
Proposed Level
Existing Level
Existing Ground Line

REVISION CATALOGUE

No. Date Description

UMASSOL
67, Christaki Kronou, Yermasoyia, CY 4042
t: +357 99082834 | +357 99258876
e: info@arch-2.com

PROJECT
Moni
Project Name

CLIENT

Duett

PROJECT PHASE
SC
PROJECT NO
22.101.JGO
DATE
30/05/23

SHEET TITLE
Elevation II

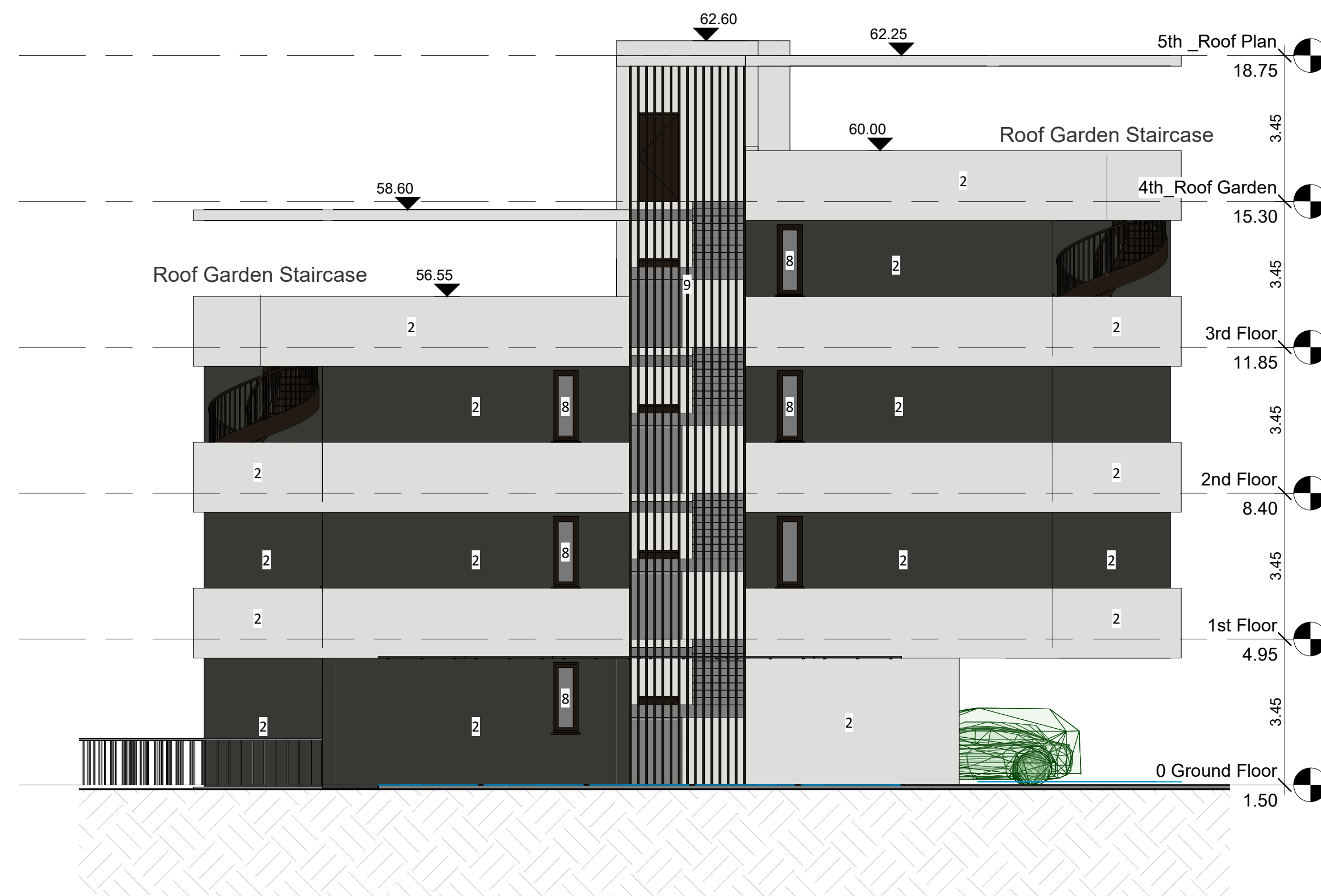
SHEET NUMBER
A-03-A-1010

SCALE AT ISO A1 1 : 100

\\FS1\A\03-A-1010_A-03-A-1010_Elevation II.dwg
Printed on: 30/05/23
Printed by: Techniker


NOTE

1. Dimensions should not to be measured from this drawing with a scale ruler.
2. The contractor is obliged, prior to the commencement of any work, to check the specified drawing along with all the other drawings of the tender package as well as the existing dimensions of the construction site. Any discrepancies are to be reported immediately to the architect.
3. The contractor is obliged to print and have on the construction site, at least a colour printed set of the drawings of the tender package.



1 Elevation I Block B

Scale: 1 : 100



2 Elevation II Block B

KEYPLAN

LEGEND
Proposed Level
Existing Level
Existing Ground Line

REVISION CATALOGUE

No.	Date	Description
-----	------	-------------



PROJECT

Moni
Project Name

CLIENT

Duett

PROJECT PHASE	PROJECT NO	DATE
SC	22.101.IGO	30/05/23

SHEET TITLE

Elevation I

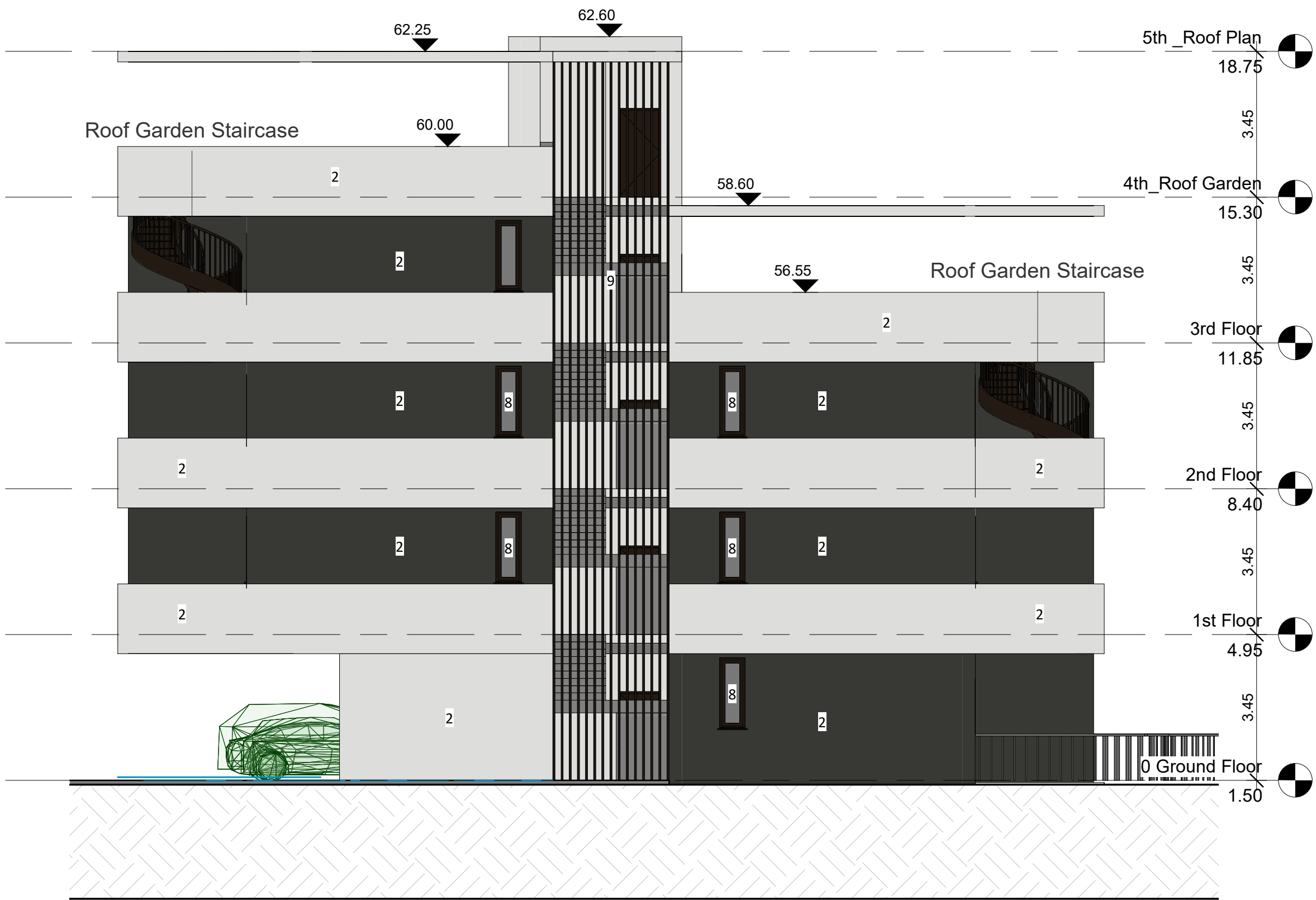
SHEET NUMBER

A-03-B-1000

SCALE AT ISO A1 1 : 100

\\172.16.20.252\c01_PROJECTS\22.102.IGO_Moni 2\02c_SCHEMATIC\22.101.03SC_MP_Crv1

1 Elevation III Block B
Scale: 1 : 100



2 Elevation IV Block B
Scale: 1 : 100



NOTE
1. Dimensions should not to be measured from this drawing with a scale ruler.
2. The contractor is obliged, prior to the commencement of any work, to check the specific drawing along with all the other drawings of the tender package as well as the existing dimensions of the construction site. Any discrepancies are to be reported immediately to the architect.
3. The contractor is obliged to print and have on the construction site, at least a colour printed set of the drawings of the tender package.

KEYPLAN

LEGEND
Proposed Level
Existing Level
Existing Ground Line

REVISION CATALOGUE

No. Date Description

UMASSOL
67, Christaki Kironou, Yermasoyia, CY 4042
t: +357 99082834 | +357 99258876
e: info@arch-2.com

PROJECT
Moni
Project Name

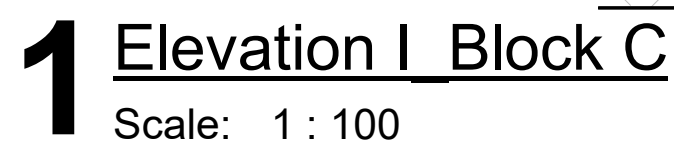
CLIENT
Duett

PROJECT PHASE
SC
PROJECT NO
22.101.JGO
DATE
30/05/23

SHEET TITLE
Elevation II

SHEET NUMBER
A-03-B-1010

SCALE AT ISO A1 1 : 100



NOTE

Dimensions should not to be measured from this drawing with a scale ruler.

The contractor is obliged, prior to the commencement of any work, to check the specific drawing along with all the tender drawings of the tender package as well as the existing dimensions of the construction site. Any discrepancies are to be reported immediately to the architect.

The contractor is obliged to print and have on the construction site, at least a colour printed set of the drawings of the tender package.

KEYPLAN

LEGEND

Proposed Level
120

Existing Level
120

Existing Ground Line

REVISION CATALOGUE

No.	Date	Description
-----	------	-------------



PROJECT
Moni
Project Name

CLIENT
Duett

PROJECT PHASE	PROJECT NO	DATE
C	22.101.IGO	30/05/23

SHEET TITLE
Elevation 1

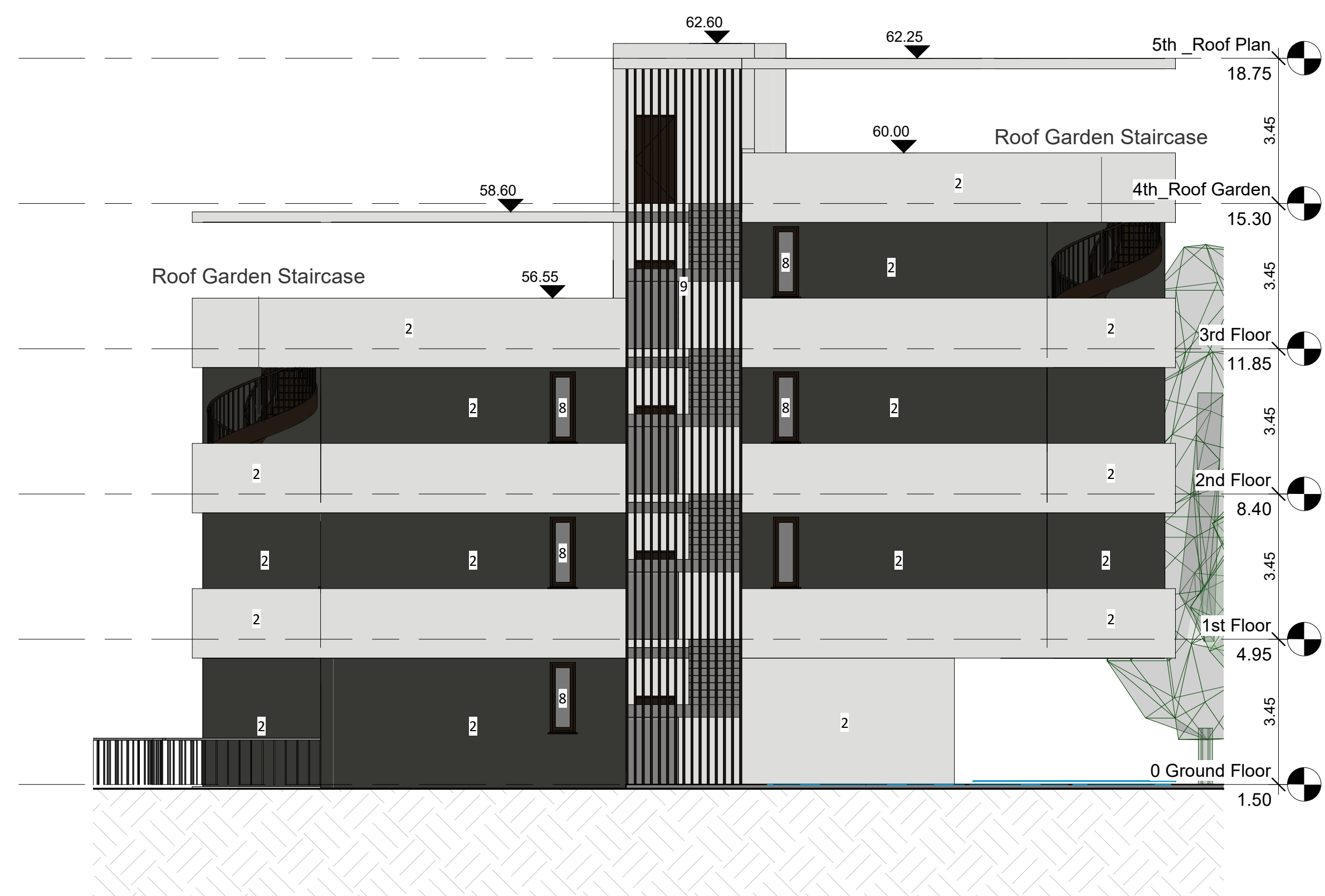
SHEET NUMBER
A-03-C-1000

SCALE AT ISO A1 1 : 100

\\172.16.20.252\vol01_PROJECTS\22.102.IGO_Moni_2\02c_SCHEMATIC\22.101.03SC_MP_C.mt
Printed on: 03/26/23 Printed by: Rafaelok


NOTE

1. Dimensions should not to be measured from this drawing with a scale ruler.
2. The contractor is obliged, prior to the commencement of any work, to check the specified drawing along with all the other drawings of the tender package as well as the existing dimensions of the construction site. Any discrepancies are to be reported immediately to the architect.
3. The contractor is obliged to print and have on the construction site, at least a colour printed set of the drawings of the tender package.



1 Elevation III Block C

Scale: 1 : 100



2 Elevation IV - Block C

Scale: 1 : 100

KEYPLAN

LEGEND
Proposed Level
Existing Level
Existing Ground Line

REVISION CATALOGUE

No.	Date	Description
-----	------	-------------

ARCH 2
LIMASSOL
67, Christaki Kranou, Yermasoyia, CY 4042
t: +357 99062834 | +357 99258876
e: info@arch-2.com

PROJECT
Moni
Project Name

CLIENT

Duett

PROJECT PHASE	PROJECT NO	DATE
SC	22.101.IGO	30/05/23

SHEET TITLE
Elevation II

SHEET NUMBER
A-03-C-1010

SCALE AT ISO A1 1 : 100

\\172.16.20.252\c01_PROJECTS\22.102.IGO_Moni_2\02c_SCHEMATIC\22.101.03SC_MP_C.m4

NOTE

1. Dimensions should not to be measured from this drawing with a scale ruler.

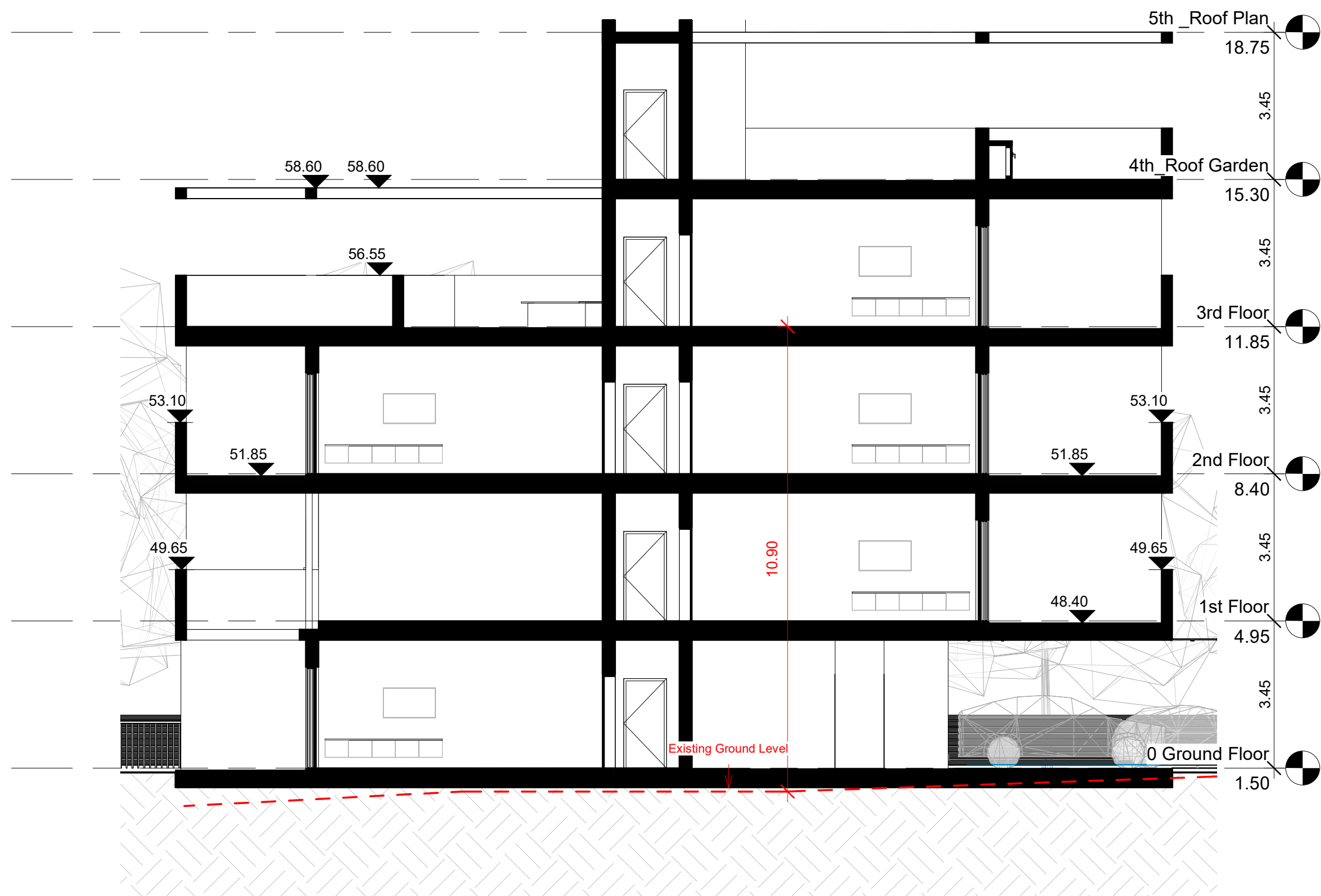
2. The contractor is obliged, prior to the commencement of any work, to check the specific drawing along with all the other drawings of the tender package as well as the existing dimensions of the construction site. Any discrepancies are to be reported immediately to the architect.

3. The contractor is obliged to print and have on the construction site, at least a colour printed set of the drawings of the tender package.



1 Section 1 Block A

Scale: 1 : 100



2 Section 2 Block A

Scale: 1 : 100

KEYPLAN

LEGEND

Proposed Level
Existing Level
Existing Ground Line

REVISION CATALOGUE

No.	Date	Description
-----	------	-------------

UMASSOL
67, Christaki Kronou, Yermasoyia, CY 4042
t: +357 99082834 | +357 99258876
e: info@arch-2.com

PROJECT
Moni
Project Name

CLIENT
Duett

PROJECT PHASE	PROJECT NO	DATE
SC	22.101.JGO	30/05/23

SHEET TITLE
Section I

SHEET NUMBER
A-04-A-1000

SCALE AT ISO A1 1 : 100

\\FS1\Users\A1\Projects\2023\05\22\Moni\04-A-1000\04-A-1000.dwg
Printed on: 03/06/23
Printed by: Theodoros